

Stykkishólmsbær 2006-2012

Samanburður ársreikninga

Samstæða A+B hluta

Skuldaregla

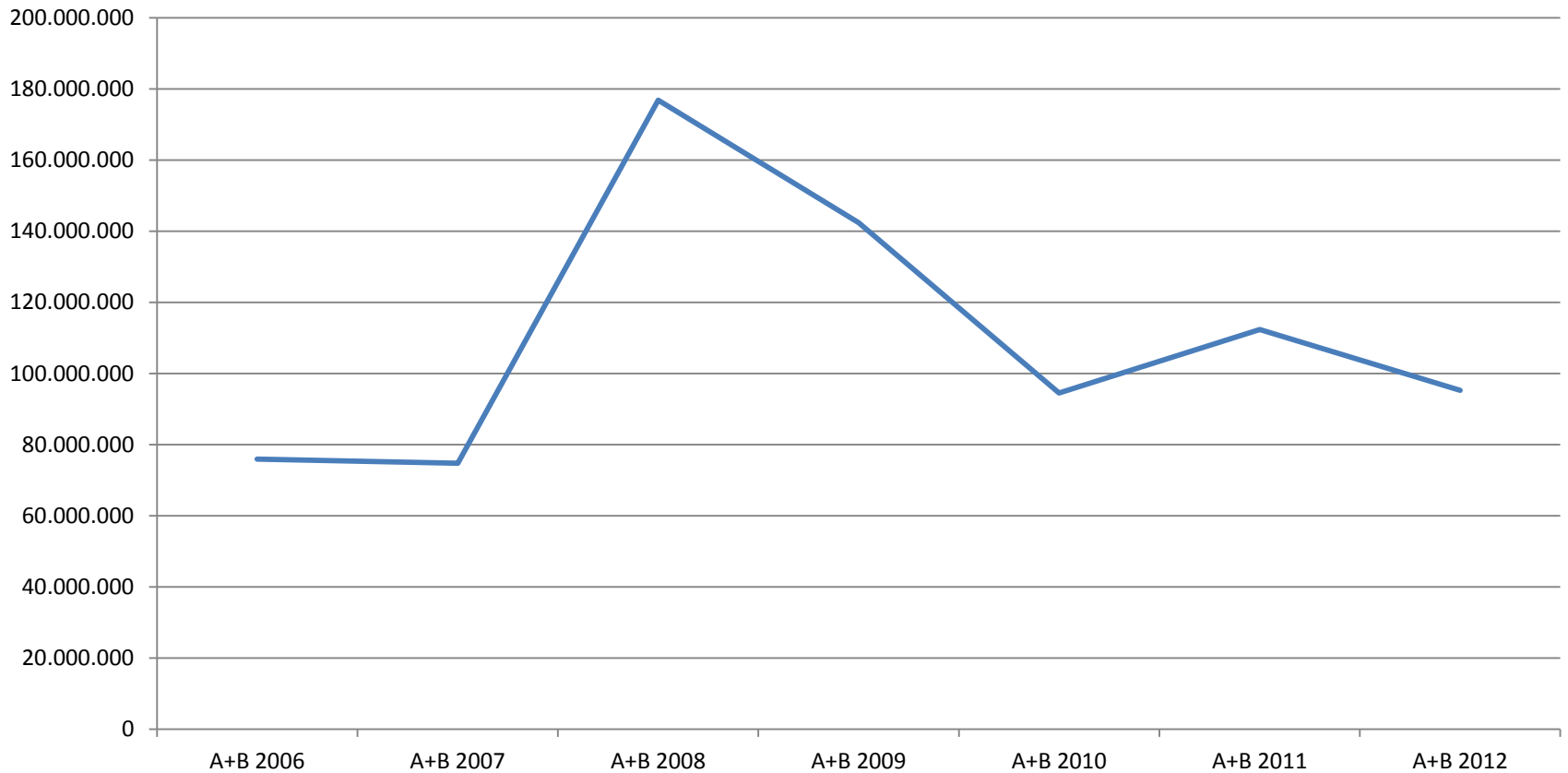
Skuldaregla	A+B 2006	A+B 2007	A+B 2008	A+B 2009	A+B 2010	A+B 2011	A+B 2012
Tekjur	607.972.623	687.102.773	719.731.514	727.588.697	748.251.953	822.472.417	916.053.642
Gjöld án fjármagnsgj.	570.305.029	609.729.280	672.453.456	685.241.393	728.614.902	757.874.521	816.322.430
Fjármagnsgjöld	75.928.521	74.730.551	176.835.627	142.347.515	94.530.974	112.315.751	95.279.789
Gjöld með fjármagnsgj	646.233.550	684.459.831	849.289.083	827.588.908	823.145.876	870.190.272	911.602.219
Langtímaskuldir	755.145.030	801.954.206	926.449.259	971.010.793	1.029.904.055	999.810.086	1.013.489.557
Skammtímaskuldir	129.903.599	155.335.073	195.611.205	203.789.583	189.820.299	252.203.688	228.846.173
Lífeyrisskuldbindingar	155.813.053	191.014.335	210.064.767	209.919.422	204.066.836	204.157.358	209.859.350
Lækkun lífeyrisskb. Eldri 15 ára	-65.000.000	-70.000.000	-72.000.000	-73.000.000	-75.000.000	-80.887.258	-78.786.350
Skuldir og skuldbingar samtals:	975.861.682	1.078.303.614	1.260.125.231	1.311.719.798	1.348.791.190	1.375.283.874	1.373.408.730
Handbært fé frá rekstri	10,68%	7,75%	12,95%	10,17%	6,66%	10,55%	7,29%
Skuldahlutfall:	160,51	156,93	175,08	180,28	180,26	167,21	149,93

Jafnvægisregla

	2006	2007	2008	2009	2010	2011	2012
Jafnvægisregla:	A+B	A+B	A+B	A+B	A+B	A+B	A+B
Rekstrarniðurstaða	-38.260.927	2.642.942	-129.557.569	-100.000.211	-73.464.825	-47.717.855	4.451.423
Jafnvægið (þrjú ár)			-165.175.554	-226.914.838	-303.022.605	-221.182.891	-116.731.257

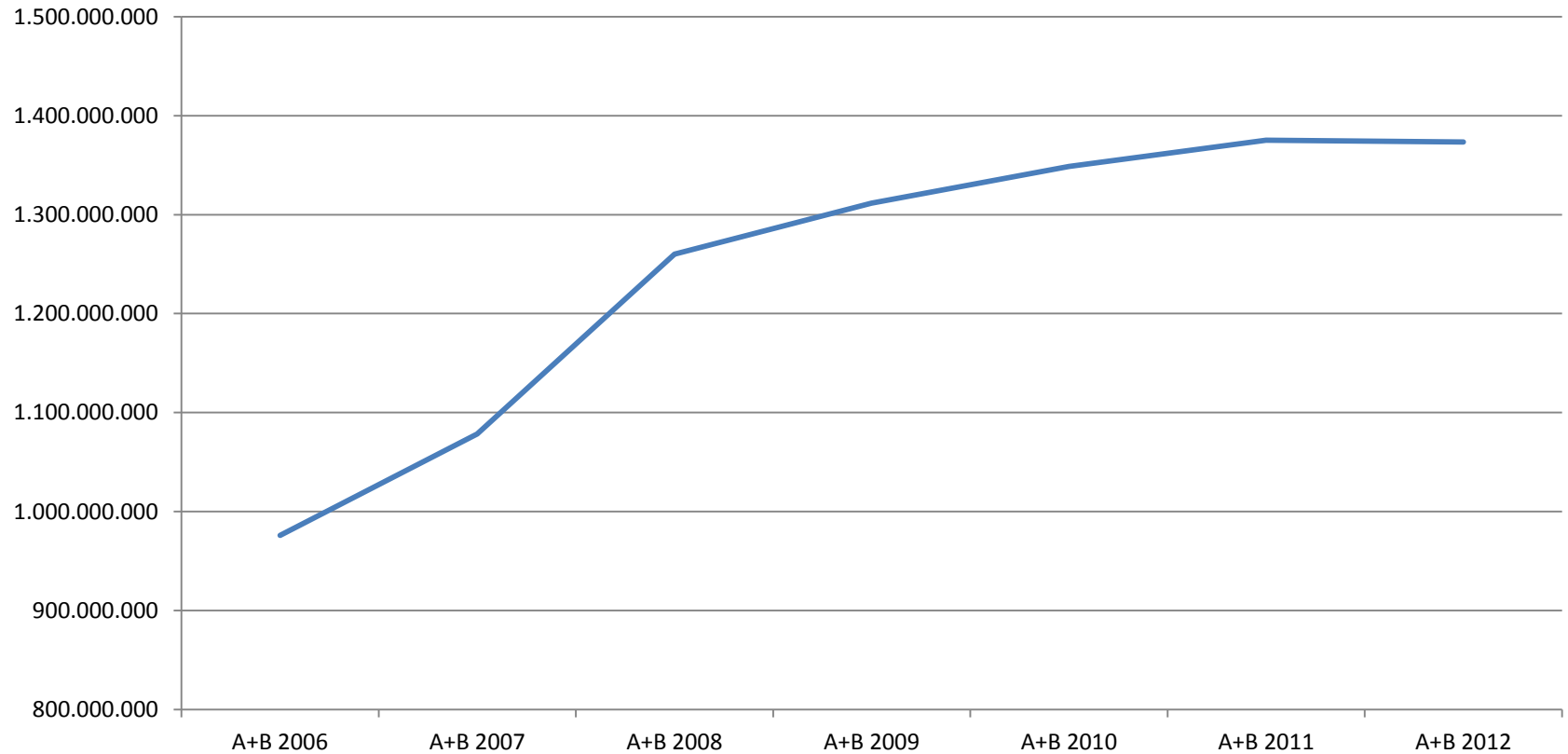
Þróun fjármagnsgjalda

Fjármagnsgjöld



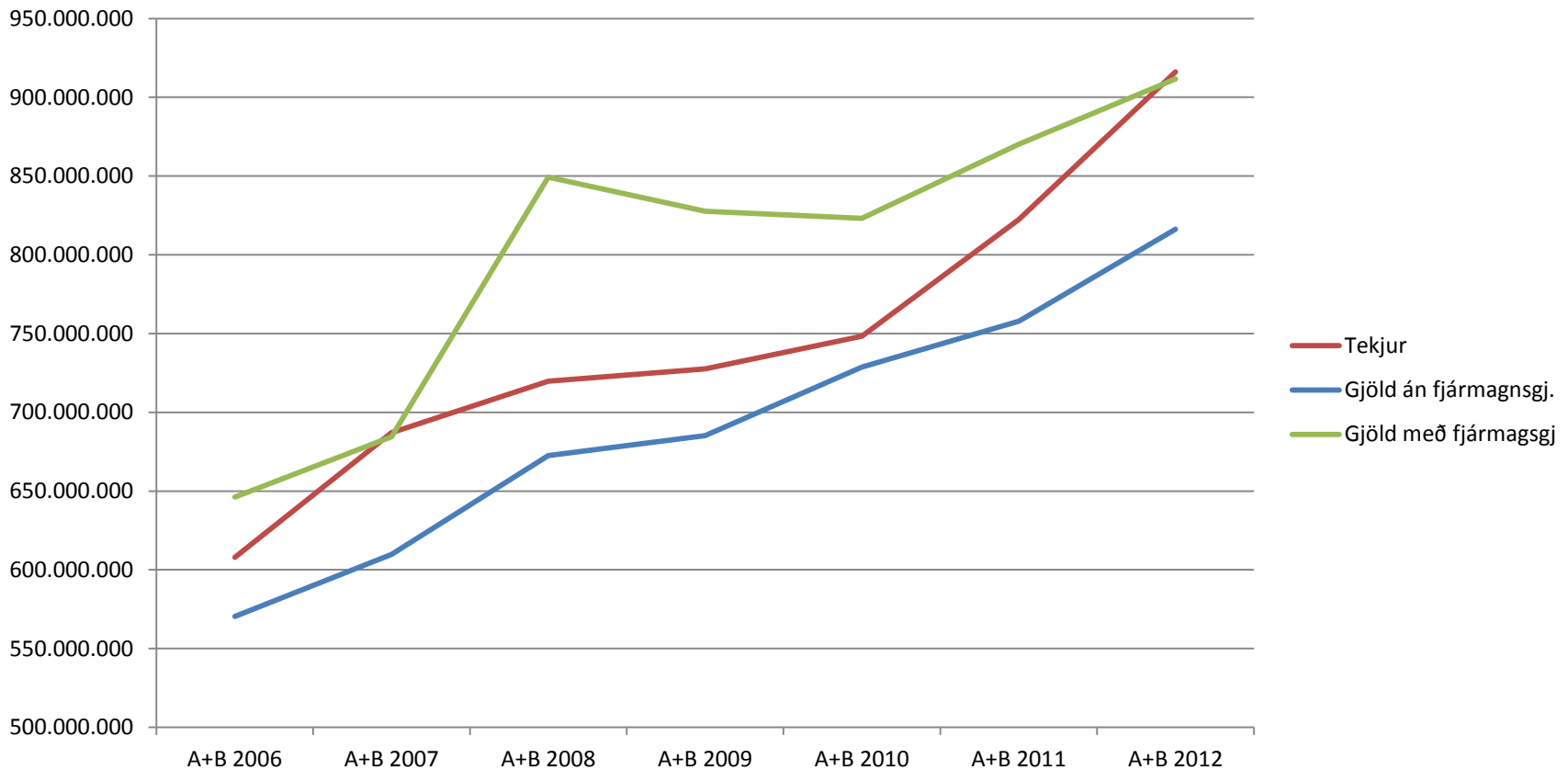
Skuldir og skuldbindingar

Skuldir og skuldbindingar



Samanburður tekna og gjalda með og án fjármagnsgjalda

Samanburður rekstur



Rekstrarniðurstaða 2006-2012

	2006	2007	2008	2009	2010	2011	2012
	A+B	A+B	A+B	A+B	A+B	A+B	A+B
Rekstrarniðurstaða	-38.260.927	2.642.942	-129.557.569	-100.000.211	-73.464.825	-47.717.855	4.451.423

Rekstrarniðurstaða

